

## Caping for a Shoulder Mount

1. With a sharp knife slit the hide circling the body behind the shoulder at approximately the midway point of the rib cage behind the front legs. Slit the skin around the legs just above the knees. An additional slit will be needed from the back of the leg and joining the body cut behind the legs (Figure 1A and 1B).



Figure 1A

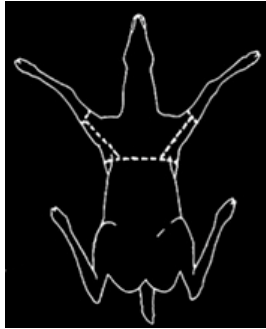
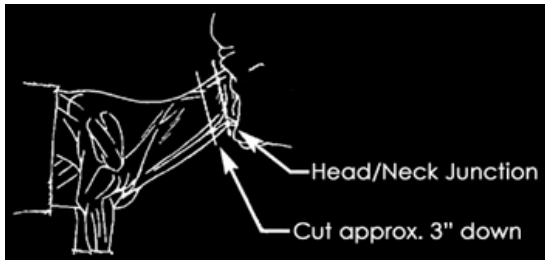


Figure 1B

2. Peel the skin forward up to the ears and jaw exposing the head/neck junction (Figure 2). Cut into the neck approximately three inches down from this junction. Circle the neck cutting down to the spinal column. After this, cut the head off the neck. This should allow the hide to be rolled up and put in a freezer until transported to our studio or drop point. These cuts should allow ample hide for the wildlife artist to work with in mounting. Remember, we can cut off excess hide but we cannot add what we do not have.

Figure 2



## Skinning Life-Size Big Game

There are two major methods of skinning for a large life-size mount such as deer, elk, or bear. These methods are the flat incision and the dorsal method. We recommend the flat incision.

The flat incision is used for rug mounts and for a variety of poses. The areas to be cut are shown in Figure 3. Make these slits (cutting the feet free from the carcass) and pull the skin off the carcass. The head is detached as with the shoulder mount.

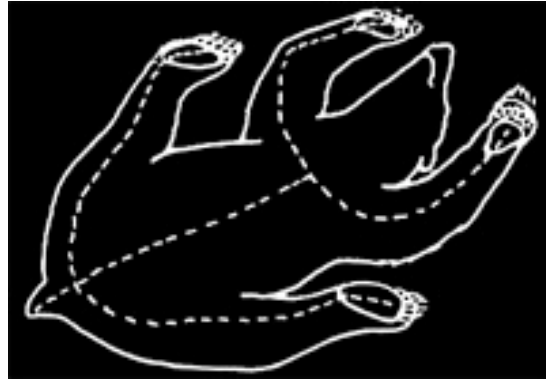


Figure 3

## Tips

Always have appropriate tags with your trophies when you take them to our studio or drop points. Do not cut the ears for attachment.

Songbirds, eagles, hawks, and owls are protected by Federal Law and cannot be mounted unless with special Federal permit.

## TERMS

*The true condition of a specimen may not be determined until the Wildlife Artist initially inspects the specimen. Therefore, the final cost of work may not be calculated until completion of this inspection. Customers will be notified if a cost adjustment is necessary before the taxidermy work proceeds. No meat from specimens will be returned to the customer. All tanning is at owner's risk. We are not responsible for specimen damage or loss due to fire, water, theft or acts of God. Specimens not claimed 60 days after completion of taxidermy become the property of Moment In Time Taxidermy.*

## ABOUT OUR WILDLIFE ARTISTS

With over 15 years of combined experience, the wildlife artists at Moment In Time Taxidermy — **Keith Brodeur** and **Bill Willette** — provide expert workmanship in the artistic re-creation of a client's trophy-taking memories in the field. Both are seasoned craftsmen adeptly skilled in all phases of the taxidermy of fish, fowl, small game and large game.

**Brodeur** honed his craft at the Pennsylvania School of Taxidermy under the tutelage of nationally-renowned wildlife artists Dan Bantley and Kent Stryker. He is a master of habitat, scenery and lifestyle mounts, and a multiple-award winner for his artistry in statewide competitions.

*Personal Client References:* Frank Parks, Manager of New Hampshire Coop - 603-675-5060; Tony Bourque, Maintenance Manager - 603-477-4782; April Shepherd, Real Estate Agent - 603-863-7234.

**Willette** studied under the guidance of Anthony Burgoyne at the Atlantic School of Taxidermy in Frederickton, New Brunswick, Canada. He is a master of antler repair and form alteration, and has created his own authentic color schemes for the taxidermy of fish.

*Personal Client References:* Dr. Tom Hillebrand, D.M.D. - 603-542-8797; Tom Davis, Davis Financial - 603-542-9645; Robert Young, Business Manager - 603-863-4982; Anthony Burgoyne - 403-226-6961.

*Capture Your Memories for a Lifetime!*



603-863-0777

603-843-5393

[www.momentintimetaxidermy.com](http://www.momentintimetaxidermy.com)

# ANIMAL MOUNT PRICING

*Pedestal Mounts and Habitats  
are available and Priced On Request (POR)*

*African, Exotic or Any Other Animal not listed is  
Priced On Request (POR)*

Specimen	Shoulder Mount Closed Mouth	Shoulder Mount Open Mouth	Life-Size
Antelope	\$625.00	\$725.00	POR
Black Bear (Up to 4-ft)	\$600.00	\$725.00	\$2,800.00
Black Bear (4 - 5-ft)	\$625.00	\$750.00	\$3,000.00
Black Bear (5 - 6-ft)	\$650.00	\$775.00	\$3,400.00
Black Bear (Over 6-ft)	\$675.00	\$800.00	\$3,800.00
Brown Bear	\$800.00	\$925.00	POR
Grizzly Bear	\$800.00	\$925.00	POR
Beaver	N/A	N/A	\$1,500.00
Boar	\$800.00	\$950.00	\$3,400.00
Bobcat			\$1,150.00
Buffalo	\$1,800.00	\$2,000.00	POR
Caribou	\$1,100.00	\$1,200.00	POR
Coyote	\$475.00	\$575.00	\$1,300.00
Whitetail <i>or</i> Mule Deer	\$550.00	\$650.00	\$2,950.00
Elk	\$1,100.00	\$1,300.00	POR
Fisher Cat	N/A	N/A	\$750.00
Red <i>or</i> Gray Fox	\$450.00	\$550.00	\$1,100.00
Mink	N/A	N/A	\$485.00
Moose	\$1,350.00	\$1,550.00	POR
Muskrat	N/A	N/A	\$450.00
Otter	N/A	N/A	\$985.00
Raccoon	N/A	N/A	\$600.00
Sheep (All)	\$1,000.00	\$1,250.00	\$3,600.00
Squirrel	N/A	N/A	\$425.00

— ALL HALF MOUNTS PRICED ON REQUEST —

# BIRD MOUNT PRICING

*Pedestal Mounts and Habitats  
are available and Priced On Request (POR)*

— NO SONG BIRDS —

Specimen	Price
Ducks	\$330.00
Geese	\$600.00
Grouse	\$330.00
Pheasant	\$330.00
Turkey (Flying)	\$975.00
Turkey (Standing)	\$950.00
Turkey (Strutting)	\$1,100.00
All Other Birds	POR

# FISH MOUNT PRICING

*Pedestal Mounts and Habitats  
are available and Priced On Request (POR)*

Specimen	Price
Skin Mounts	\$15.00/inch
Reproductions	\$19.00/inch

• YOUR CHOICE OF REPRODUCTION OR SKIN MOUNT ON STRIPERS.

• ALL OTHER SALTWATER FISH ARE REPRODUCTIONS.

• MINIMUM \$200 CHARGE FOR FISH

# RUG PRICING

*Rug Pricing Calculated By Linear Foot (LNF)*

Specimen	Closed Mouth	Open Mouth
Black Bear	\$250.00/LNF	\$275.00/LNF
Brown Bear	\$350.00/LNF	\$375.00/LNF
Grizzly Bear	\$350.00/LNF	\$375.00/LNF
Buffalo	\$385.00/LNF	\$435.00/LNF
Coyote	POR	POR
Fox	POR	POR
Raccoon	POR	POR

# FLAT SKIN TANNING

Specimen	Price
Deer	\$275.00
Coyote	\$200.00
Fox	\$185.00
All Others	POR

# EUROPEAN MOUNTS

Specimen	Price
Deer	\$225.00
Bear	\$185.00
All Others	POR

— HARDWOOD PLAQUE INCLUDED —

# FIELD CARE




## Small Mammals

Animals, coyote-size or smaller, should not be skinned unless by a professional. Do not gut the animal. Small mammals will spoil quickly because of their thin hide and bacteria. If you can't take the small game animal immediately to our studio or drop points, put the carcass in a plastic bag and freeze it as soon as it cools completely, .



## Birds

Do not gut the bird. Use water to rinse off any blood on the feathers. Take the bird immediately to our studio or drop point or freeze it. To freeze it, put the bird into a plastic bag for freezing being careful not to damage the features, including the tail. If the bird's tail feathers do not fit in the bag, do not bend them. Let the tail stick out of the bag and tie the bag loosely.



## Fish

Do not gut your fish. If you cannot take your fish immediately to our studio or drop point, borax thoroughly or wrap in a wet towel, put it in a plastic bag making sure all the fins are flat against the fish's body (to prevent breakage), seal tightly, and freeze. A fish frozen with this method can safely be kept in the freezer for a few weeks.

**Note:** A fish will lose its coloration shortly after being caught. A good color photograph immediately after the catch may enable our wildlife artists to duplicate the natural color tones of that particular fish.